


Growth Mindset at West End First

We introduce the children to the 'Characteristics of Learning' through the animals in Lenny Lion's Learning Zoo. It gives us a shared language in order to talk about learning and teaches the children the various ways in which we learn.

We use displays, stories and puppets to teach these initially. We then use the language daily.


Playing and Exploring

I am Exploring Elephant



I am an explorer

I am I Know Rhino



I use what I know


I am Go For It Gorilla



I will have a go

Active Learning

I am Concentrating Crocodile




I join in and concentrate

I am Persevering Parrot



I keep trying

I am Proud Peacock



I am proud of what I do


Creating and Thinking Critically

I am Creative Chameleon



I have my own ideas

I am Slinky Linky Snake



I make links in my learning

I am Choosing Chimp



I choose ways of doing things

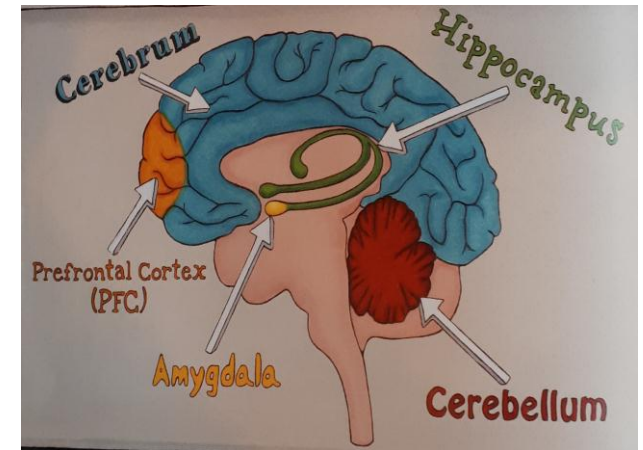

I am Teamwork Tiger

I can work with others.



Learning what happens in our brain as we learn something new


We look at My Fantastic Elastic Brain and talk about the Neurons and Synapses. The children learn that the Synapses or 'pathways' are built when we learn something new. At first the pathways are not very strong so we may make mistakes. These are our first attempts at learning and we learn from these. As we practise more the pathways get stronger until we can do the activity. We need to put in plenty of effort and persevere at times.



"My brain. It is making strong pathways" during number work.

Using the Language of Growth Mindset - I Can't Do This Yet!

We teach the children to develop a Growth Mindset language. We do this by modelling the language below. Using this language ourselves when referring to our learning. We also refer the children to displays of this language. We read Books such as, I Can't Do This...


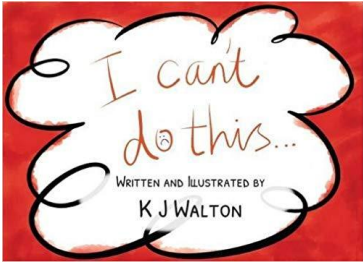


Growth Mindset Talk

What can I say to myself?

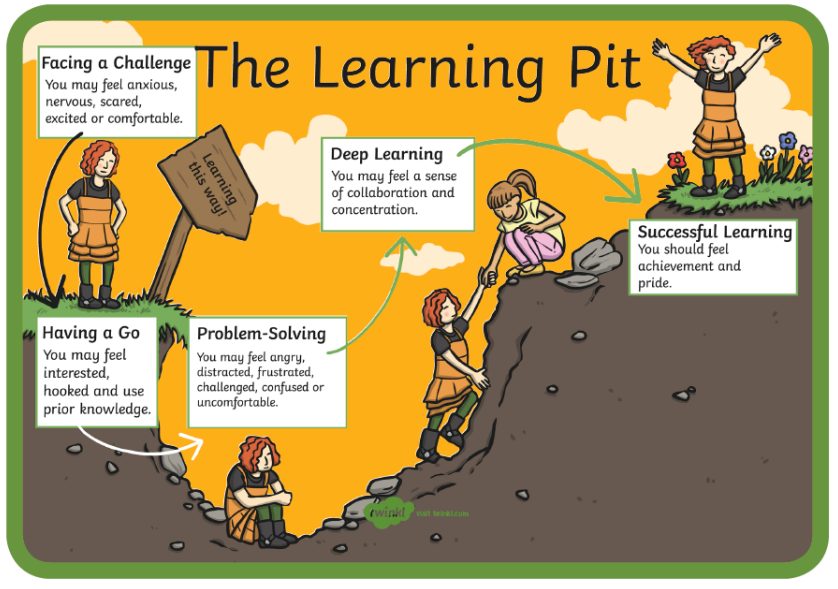
1. I'm not good at this.....I can't do this yet.
2. I give up.....I'll use some of the strategies I have learnt.
3. It's good enough.....Is this my best work yet?
4. I made a mistake.....This was my first attempt in learning.
5. This is too hard.....If something is hard, it means I'm learning!
6. I'm really good at maths..... I understand this because I have been practising.
7. I will never be as clever as them.....I'm going to find out how they do that.
8. I can't do this.....This is going to take time and effort to master.
9. I can't make this any better.....Improvements can always be made.
10. They can't do it.....How can I help them to understand this?

twinkl | www.twinkl.co.uk



The Learning Pit

We talk about the process of learning and how we might feel at different stages of the process. We encourage the children to understand that it is alright to possibly feel frustrated or cross. We explain that after this our learning can move on if we don't give up.



What We Want For Our Children


Children who are:

- Motivated
- Persistent
- Passionate
- Dedicated
- Enthusiastic
- Keen
- Flexible
- Hard-Working
- Resilient
- Positive



We want the children to:

- Keep trying
- Take pride in their work
- Tackle new challenges with confidence
- Ask other for help if they need it
- Have self-belief
- Learn from mistakes, not fear them
- Bounce back from something tricky
- Be positive about their achievements and those of their friends



Growth Mindset
around the school

